

# CLASS 125 BRASS GATE VALVE

Screwed Bonnet, Non-rising Stem  
Threaded ends to BS21 (JIS B0203) or NPT,  
or solder joint ends.

W.O.G. non-shock 1.38 MPa (200 psi), Saturated steam pressure 0.86 MPa (125 psi)



Fig. FH

• Threaded end to BS21 (JIS B0203)

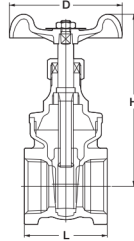
Fig. AKFH

• Threaded end to ASME B1.20.1



Fig. CFH

• Solder joint ends to ASME B16.18



### Materials

Parts	Material
Body	Brass
Bonnet	Brass
Stem	Dezincification Resistant Brass
Disc	Brass
Gland Packing	Aramid Fibers Graphite

⚠ Solder joint end valves should not be used in service where the temperature of line fluid is higher than the softening point of solder.

⚠ Don't use for Flammable gas or Toxic gas.

### Dimensions

Nominal Size	inch	1/4	3/8	1/2	3/4	1	1 1/4	1 1/2	2	2 1/2	3	mm
L	8	10	15	20	25	32	40	50	65	80	92	
L1 Solder			37	45	60	70	86	104	115	127		
H	70	73	73	87	97	118	126	154	187	205		
D	50	50	50	55	60	70	80	90	100	115		

# CLASS 125 BRONZE GATE VALVE

Screwed Bonnet, Non-rising Stem  
Threaded ends to BS21 (JIS B0203) or NPT,  
or solder joint ends.

W.O.G. non-shock 1.38 MPa (200 psi), Saturated steam pressure 0.86 MPa (125 psi)

3/8 to 2 Screwed-over-bonnet



Fig. H

• Threaded end to BS21 (JIS B0203)

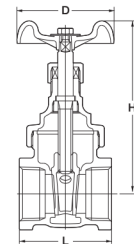
Fig. AKH

• Threaded end to ASME B1.20.1



Fig. CH

• Solder joint ends to ASME B16.18



### Materials

Parts	Material
Body	Bronze
Bonnet	Bronze
Stem	Dezincification Resistant Brass
Disc	Dezincification Resistant Brass/Bronze*
Gland Packing	Aramid Fibers Graphite

\*Size 3/4 & larger

⚠ Solder joint end valves should not be used in service where the temperature of line fluid is higher than the softening point of solder.

⚠ Don't use for Flammable gas or Toxic gas.

### Dimensions

Nominal Size	inch	3/8	1/2	3/4	1	1 1/4	1 1/2	2	2 1/2	3	4	mm
L	10	15	20	25	32	40	50	65	80	100	121	
L1 Solder			39	46	61	72	87	102	115	130	173	
H	74	80	90	105	118	135	159	202	223	280		
D	50	50	55	60	70	80	90	115	135	155		

# CLASS 125 BRONZE GATE VALVE

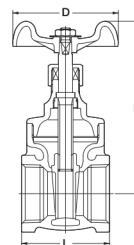
Screwed Bonnet, Non-rising Stem,  
Threaded ends to BS21 (JIS B0203)

W.O.G. non-shock 1.38 MPa (200 psi), Saturated steam pressure 0.86 MPa (125 psi)



Fig. S

• Threaded end to BS21 (JIS B0203)



### Materials

Parts	Material
Body	Bronze
Bonnet	Brass
Stem	Dezincification Resistant Brass
Disc	Brass
Gland Packing	Aramid Fibers Graphite

⚠ Don't use for Flammable gas or Toxic gas.

### Dimensions

Nominal Size	inch	3/8	1/2	3/4	1	1 1/4	1 1/2	2	2 1/2	3	mm
L	10	15	20	25	32	40	50	65	80	90	
H	75	75	86	97	117	126	154	164	200		
D	50	50	55	60	70	80	90	100	115		